




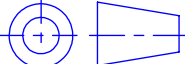


B01C-910-F
Bore dia - 100mm
Piston dia - 60mm
Full stroke -100mm
Lock cyl.area - 78.5cmsq

Surface Finish															ZONE	SCALE	1:1		
Ra Value µm	0.025	0.05	0.1	0.2	0.4	0.8	1.6	3.2	6.3	12.5	25	50	100			MATERILAS	--		
Ra Symbol	N1	N3	N2	N4	N5	N6	N7	N8	N9	N10	N11	N12					GROUP No:—	WEIGHT	
																	Block	Wt.Kgs	
			DESCRIPTION													Qty.	01	Casting/forging/ welding drg.no	
Drawn	Prabhakar	DESCRIPTION																	
Checked	Prabhakar	B01C-910-F Block cylinder																	
Approved	19/09/21																		
Date	19/09/21														Drawing NO				
Clamping elements type		CLASP BANGALORE-72													SHEET: 1 of 1				
																	Sheet No: 1/1		
															DATE		9		

General Tolerance where not specified									
Liner - length or Diameter					Angular-length of shoter side of the angle				
0.5-6	6-30	30-120	120-315	315-1000	1000-2000	Upto 6	6-30	30-120	120-400
±0.1	±0.2	±0.3	±0.5	±0.8	±1.2	±1°	±30°	±10°	±20°